

# *Belle-vue Family*



**STANDARD**  
DOORS

[www.StandardDoors.com](http://www.StandardDoors.com)

# *Belle-vue Prima*

Elegance and Energy Efficiency



Belle-vue Prima Patio Door introduces a host of specially-designed, high-end energy-efficient options.

## FEATURES:

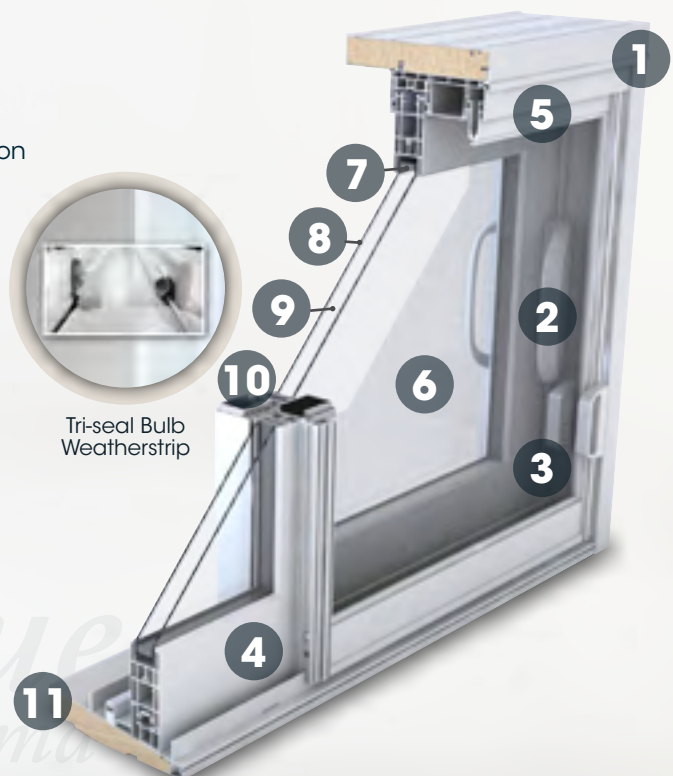
- › Low-E glass and argon gas is included with every Prima door
- › Maximum security level 40 exclusive locking mechanism with ergonomic interior and exterior handle
- › Exclusive tandem ball bearing rollers make opening and closing easy
- › Heavy-duty silent non-skip gliding screen
- › Solid primed structural wood frame
- › PVC interior cladding
- › One-piece sill with interior cladding prevents leakage
- › Extruded clear anodized aluminum exterior sill
- › Weather protection with 100% high-fin weather seals
- › Warm edge spacer
- › Weathertight mechanically assembled PVC panels
- › Hidden top track (PVC clad)
- › Available in blue-white (#141) and cream white (#137)

## BELLE-VUE OPTIONS:

- › One-point or two-point mortise handles
- › Key lock
- › Two-position foot lock
- › Security bar
- › Eclipse Blinds with Low-E (argon gas not available)
- › Bronze or grey tinted glass
- › Laminated glass
- › Rectangular, georgian, or slimline grills
- › Simulated divided lites
- › Interior frame extension (max. 13 ¼")
- › PVC Brickmould
- › PVC capped wood brickmould 1½" & 2"
- › Aluminum brickmould
- › Anodized aluminum sill extension
- › Nailing fin
- › Toplites and Sidelites
- › Painted doors
- › Simulated wood grain painted finish
- › Custom colours, sizes and frame depths also available.

## INSIDE YOUR DOOR:

1. PVC wipe-clean finish is virtually maintenance free
2. Ergonomic handles (interior & exterior)
3. High-fin weatherseal prevents heat loss and air infiltration
4. Tandem ball bearing rollers
5. Powder coated sturdy extruded aluminum screen frame
6. Fiberglass screen mesh does not dent
7. Warm-edge glass spacer
8. Low E
9. Argon gas
10. Galvanised steel reinforcements
11. PVC clad (interior & exterior) primed wood frame



# Belle-vue Prestige Hybrid

Enjoy the best of both worlds with a Prestige Hybrid Patio Door.

Made with low-maintenance PVC on the interior and long-lasting aluminum on the exterior, the Prestige door is engineered to meet your needs with elegance and functionality.

## FEATURES:

- › Solid aluminum extrusions
- › Durable powder coated finish
- › Elegant 3½" wide sash design
- › Low-E with argon gas
- › Easy gliding ball bearing tandem rollers
- › Maximum security level 40 locking system
- › Heavy-duty non-skip gliding screen
- › Very low maintenance
- › Clear anodized aluminum capped sill
- › Hidden top track (PVC clad)

## GLAZING OPTIONS:

- › Triple thermo with double Low-E and argon gas for superior energy efficiency and noise reduction
- › Eclipse Blinds with Low-E (argon gas not available)
- › Internal Grills
- › Bronze or grey tinted glass with Low-E and argon gas
- › Simulated divided lites



ALUMINUM OUTSIDE  
2" Simulated divided lites  
option shown

PVC INSIDE


Prestige Hybrid available in these colours: White 141, Black, Commercial brown, Slate and clear anodized





**SUPER EFFICIENT TRIPLE-GLAZED DOOR** (OPTION - AVAILABLE WITH PRIMA AND PRESTIGE)

The triple-glazed Belle-vue Prima door, with double Low-E glass and Argon gas, offers a new level of energy efficiency and noise reduction. Save energy while helping the environment!



**ADD ECLIPSE BLINDS TO YOUR DOOR** - THE ULTIMATE IN PRIVACY, ELEGANCE AND CONVENIENCE


Control your privacy level with the touch of a finger. Internal blinds (blinds in between the panes of glass) give you a choice between a full clear view and total opacity. Raise, lower, open and close your blinds and never have to clean them.



RAISE / LOWER



TILT OPEN / CLOSE



PRIVACY RAILS

Privacy rails give a balanced look and eliminate light peeking through the sides of the blinds.





1

## 1 Elegant Handle Design

Our handle is safer than ever, more comfortable and built to last.

You can feel safe knowing that this handle passed the toughest test for forced entry in North America (Level 40).

The handle's sleek new look was designed with elegance and ergonomics in mind. This made for a more comfortable handle that hides all visible screws. It will also never tarnish or peel because it's made of super tough nylon.

## 2 Exclusive Tandem Rollers- Feather-Lite Gliding

Exclusive tandem sealed ball bearing rollers are silent and non-abrasive, which makes opening and closing the door effortless.

## 3 Hidden Soft Landing Bumper

We hid the bumper in the top track and matched its colour and design to that of the door.


## 4 Sleek finishing details

The new finished look hides unsightly screws and makes installation easier by securing the fixed panel to the top frame, which keeps the door square.


## Plus

**A screen door you can count on:** A heavy-duty extruded powder-coated screen that slides smoothly and will not skip or jump off the track.

**Warm edge glass spacer:** Gives great comfort and reduces the risk of condensation.



4



3



2

## SIZING CHART:

CONFIG	WIDTHS		HEIGHTS		
	mm	inches	79 <sup>3</sup> / <sub>16</sub> " 2011 mm	81 <sup>3</sup> / <sub>16</sub> " 2062 mm	95 <sup>3</sup> / <sub>8</sub> " 2423 mm
XO/OX	1508	59 <sup>3</sup> / <sub>8</sub> "	✓†	✓†	✓
	1788	70 <sup>3</sup> / <sub>8</sub> "	✓†	✓†	✓
	2118	83 <sup>3</sup> / <sub>8</sub> "	✓	✓	
	2394	94 <sup>1</sup> / <sub>4</sub> "	✓	✓	✓
XOX/ XOO/ OOX	2183	85 <sup>15</sup> / <sub>16</sub> "	✓	✓	✓
	2602	102 <sup>7</sup> / <sub>16</sub> "	✓	✓	✓
	3097	121 <sup>15</sup> / <sub>16</sub> "	✓	✓	
	3512	138 <sup>1</sup> / <sub>4</sub> "	✓	✓	✓
OXO*	2289	90 <sup>1</sup> / <sub>8</sub> "	✓†	✓†	✓
 or 	2708	106 <sup>5</sup> / <sub>8</sub> "	✓†	✓†	✓
	3204	126 <sup>1</sup> / <sub>8</sub> "	✓	✓	
*Not Available for Belle-vue Prestige	3620	142 <sup>1</sup> / <sub>2</sub> "	✓	✓	✓
OXXO	2951	116 <sup>3</sup> / <sub>16</sub> "	✓†	✓†	✓
	3510	138 <sup>3</sup> / <sub>16</sub> "	✓†	✓†	✓

Available depths: 140mm (5 1/2"), 168mm (6 9/16"), 184mm (7 1/4")

† - Size available with Belle-Vue Eclipse

## PERFORMANCE:

Certified according to: AAMA/WDMA/CSA101/I.S.2/A440-08 and A440S1-09.

Please see our website for performance information at:  
<http://www.standarddoors.com/bellevue>



## GRILLS



Rectangular

Georgian

Slimline

SDL

### Colour Options

#### RECTANGULAR, GEORGIAN & SDL

Can be painted to match the colour of your door, see dealer for paint chart

#### SLIMLINE COLOURS

White

Pewter

Brass



Note: printed colours may vary slightly from the actual products and accessories.



Standard Grills

Border Grills


Valencia Grills

7/8" SDL

## LOW-E GLASS w/ ARGON GAS

WARMER IN THE WINTER

COOLER IN THE SUMMER



Please check if your door configuration is Energy Star certified for your region at [www.nrcan.gc.ca](http://www.nrcan.gc.ca)

## HARDWARE OPTIONS

### Exclusive Handle

One of the safest in North America!



Exclusive Handle (interior)

Key lock handle available

### Mortise Handles

Euro

Contemporary



White

Satin nickel

Oil rubbed bronze

Brushed chrome

Brass

White

Satin nickel

Oil rubbed bronze

All handles available with or without keylock.

## ABOUT STANDARD

Founded in 1974, Standard Doors is a leading family owned Canadian door manufacturer. At Standard, our core value is innovation. That's why we have our research and development team constantly working on developing exciting new features and options for our clients.

Standard Doors is devoted to providing cutting-edge design, superior quality products with the highest levels of energy efficiency, security, and performance ratings in every category.

With a Standard Door in your home, you'll enjoy exceptional comfort and security.

## CONTACT

Standard Doors Inc.  
2300 Francis-Hughes Ave.  
Laval, QC H7S 2C1

Toll-Free: 1-800-361-7535  
[info@StandardDoors.com](mailto:info@StandardDoors.com)  
[www.StandardDoors.com](http://www.StandardDoors.com)

## GUARANTEE

20 years against insulated glass seal failure  
20 years on PVC  
10 years on parts  
10 years against spontaneous glass breakage (interior glass only)\*  
10 years against mechanism and seal failure on the internal blinds

\* Not applicable to Belle-Vue Eclipse mini blinds

Please note that our guarantees are transferable.

